

Confessions of a converted lecturer: Teaching as Telling or Teaching as Questioning?



Teaching Academy
New Mexico State University
2 February, 2024, Las Cruces, NM



Confessions of a converted lecturer: Teaching as Telling or Teaching as Questioning?



@eric_mazur

Teaching Academy
New Mexico State University
2 February, 2024, Las Cruces, NM



Quick reflection



A group of people are working in a modern office or classroom setting. They are seated around a large, light-colored circular table. Several laptops are open on the table, and some people are looking at them. There are also notebooks, pens, and other small items on the table. The background shows more people working at desks, and large windows let in natural light. The overall atmosphere is collaborative and professional.

Quick reflection

Think of something you are good at

Quick reflection

How did you become good at it?

Quick reflection

I became good at it by...


- 1. trial and error**
- 2. lectures**
- 3. practicing**
- 4. apprenticeship**
- 5. other**













A surrealist painting of a face, possibly by Francis Bacon, featuring multiple eyes and a hand. The face is rendered in a distorted, grid-like pattern, with a hand visible on the right side. The background is a mix of yellow and red vertical stripes. The text "an illusion. . ." is written in red, stylized letters across the center of the image.

an illusion. . .





1. transfer of information



1. transfer of information

2. assimilation of that information



1. transfer of information (in class)

2. assimilation of that information



1. transfer of information (in class)

2. assimilation of that information (out of class)



**Should focus
on THIS!**

1. transfer of information (in class)

2. assimilation of that information (out of class)



1. transfer of information (in class)

2. assimilation of that information (out of class)



1. transfer of information (out of class)

2. assimilation of that information (in class)

The word "Peer" is written in a large, white, sans-serif font with a light blue outline. A dashed yellow line with arrowheads at both ends forms a circle around the two 'e's. A dotted blue line starts from the bottom left, goes up and to the right, and ends with an arrowhead pointing towards the 'r'.

1. transfer of information (out of class)

2. assimilation of that information (in class)

The word "INSTRUCTION" is written in a white, sans-serif font, tilted upwards from left to right. A dotted blue line starts from the bottom left, goes up and to the right, and ends with an arrowhead pointing towards the 'I'.

question

question



think

question



think



poll

question



think



poll



discuss

question



think



poll



discuss



repoll

question



think



poll



discuss



repoll





explain







An aerial photograph of a railway track. The track is composed of two parallel rails, one of which is highlighted in a bright orange color. The rails are laid on a bed of dark grey gravel. The track is not straight but follows a wavy, serpentine path across the landscape. The surrounding area is a mix of green grass and patches of bare earth. The text "thermal expansion" is written in a bold, black, sans-serif font, centered over the middle of the track.

thermal expansion

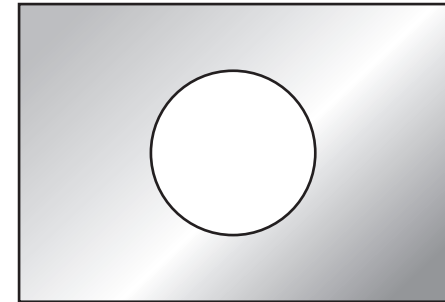




all of them

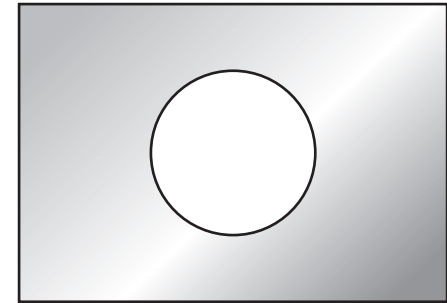


**Consider a rectangular metal plate
with a circular hole in it.**



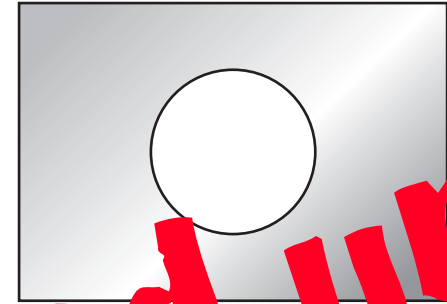
Consider a rectangular metal plate with a circular hole in it.

When the plate is uniformly heated, the diameter of the hole



- 1. increases.**
- 2. stays the same.**
- 3. decreases.**

Consider a rectangular metal plate with a circular hole in it.



When the plate is uniformly heated, the diameter of the hole

1. increases.
2. stays the same.
3. decreases.

you got all fired up!

Consider a rectangular metal plate with a circular hole in it.



When the plate is uniformly heated, the diameter of the hole

- 1. increases.**
- 2. stays the same.**
- 3. decreases.**

Before I tell you the answer, let's analyze what happened.

Before I tell you the answer, let's analyze what happened.

You...

Before I tell you the answer, let's analyze what happened.

You...

1. made a commitment

Before I tell you the answer, let's analyze what happened.

You...

- 1. made a commitment**
- 2. externalized your answer**

Before I tell you the answer, let's analyze what happened.

You...

- 1. made a commitment**
- 2. externalized your answer**
- 3. moved from the answer/fact to reasoning**

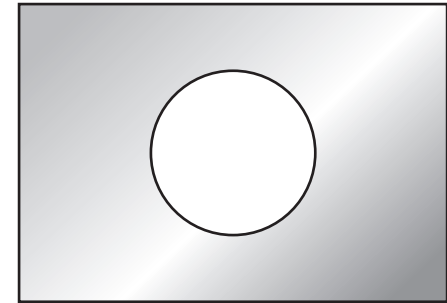
Before I tell you the answer, let's analyze what happened.

You...

- 1. made a commitment**
- 2. externalized your answer**
- 3. moved from the answer/fact to reasoning**
- 4. became emotionally invested in the learning process**

Consider a rectangular metal plate with a circular hole in it.

When the plate is uniformly heated, the diameter of the hole



- 1. increases.**
- 2. stays the same.**
- 3. decreases.**


Consider a rectangular metal plate with a circular hole in it.




When the plate is uniformly heated, the diameter of the hole

- 1. increases. ✓**
- 2. stays the same.
- 3. decreases.


consider atoms at rim of hole




consider atoms at rim of hole



consider atoms at rim of hole



consider atoms at rim of hole



consider atoms at rim of hole

you won't forget this

The background of the slide is a photograph of a gravel path that spirals outwards from a central point. In the center of the spiral is a white circle with a black dotted border. This circle is partially overlaid by a large, bold, red, slanted text that reads "you won't forget this". The text is positioned diagonally across the center of the image, from the bottom left towards the top right.



points worth noting

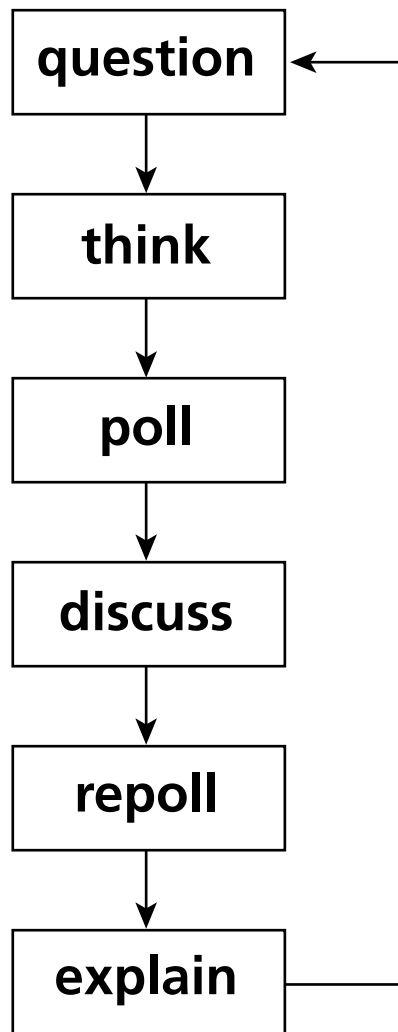
- **my “clear” lecture wasn’t very good**
- **discussion promoted “aha” moments**

The image features a light red background with a diagonal split into a light blue section on the left and a light red section on the right. The word 'Peer' is written in a large, white, sans-serif font, tilted upwards from left to right. A dashed yellow line with a yellow arrow at its end curves around the 'ee' portion of the word. Below 'Peer', the words 'back to pl' are written in a bold, red, sans-serif font, also tilted upwards. A dotted blue line starts from the 'pl' and extends downwards and to the right. At the bottom right, the word 'INSTRUCTION' is written in a white, sans-serif font, tilted upwards. A dotted yellow line with a yellow arrow at its end starts from the left edge and points towards the 'back to pl' text.

Peer

back to pl

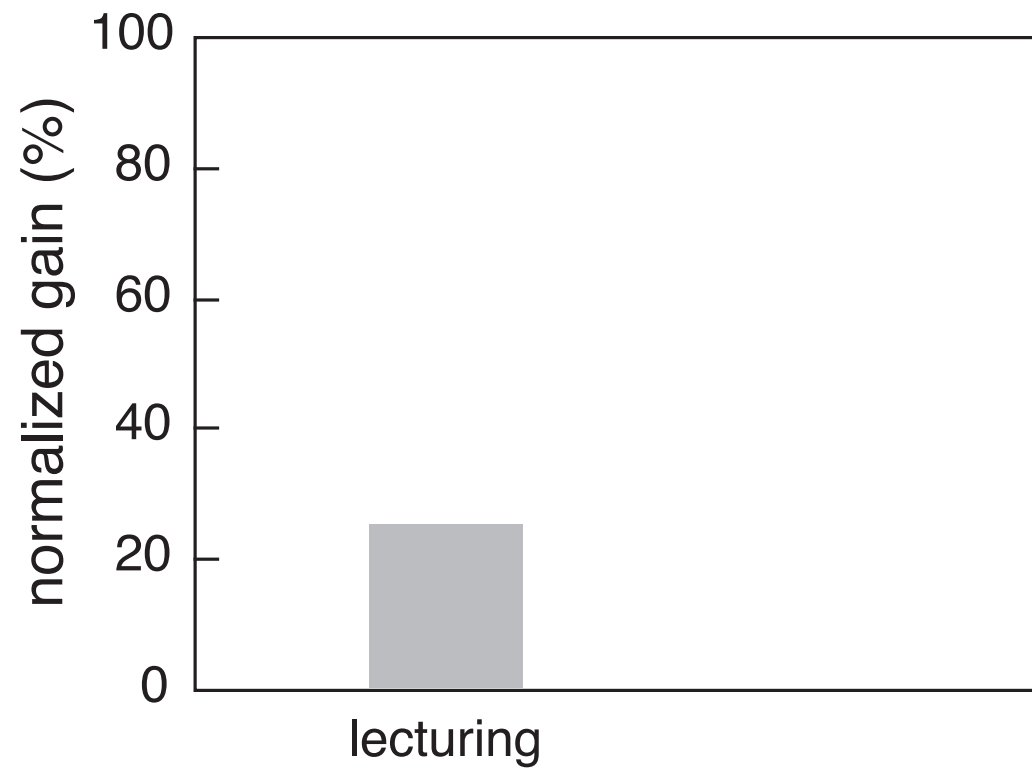
INSTRUCTION

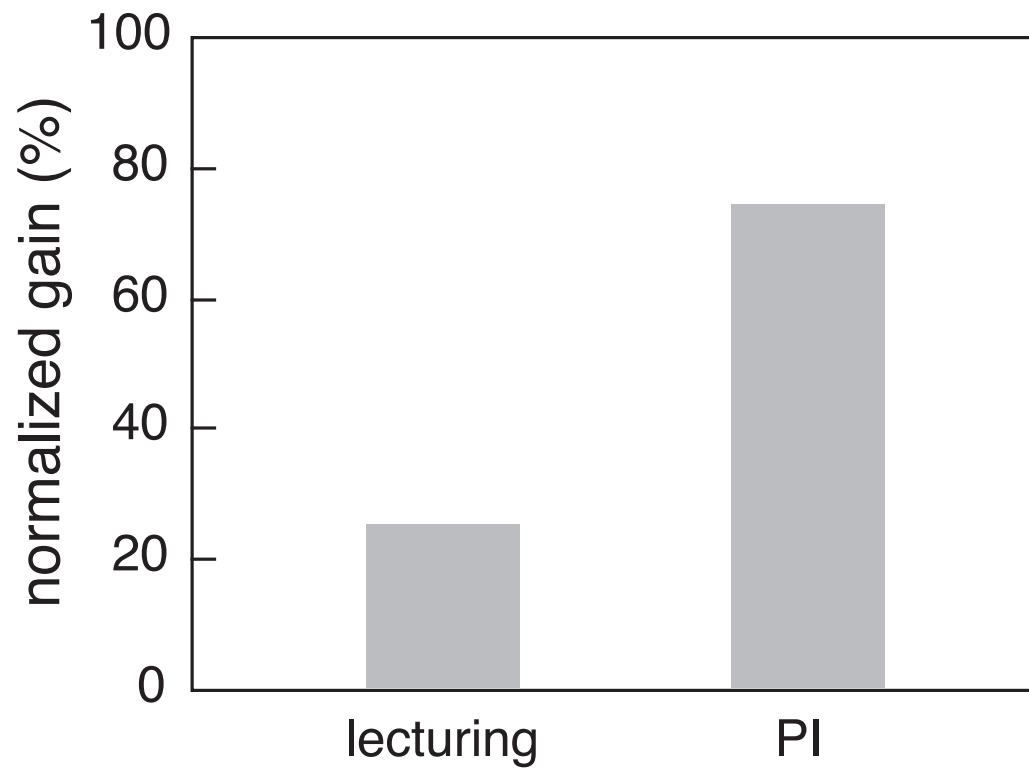




Higher learning gains

INSTRUCTION





Higher learning gains

Better retention

INSTRUCTION

The background of the slide is a faded, artistic illustration of a book cover. It features a central face with large, expressive eyes. The face is rendered in a style that blends with the book's design, which includes horizontal bands of color (yellow, red, and blue) and a textured, almost wood-grain-like pattern. The overall tone is muted and artistic.

Education is not just about:

- **transferring information**
- **getting students to do what we do**



Education is not just about:

- **transferring information**
- **getting students to do what we do**

active engagement/social interaction a must!

for a copy of these slides

mazur.harvard.edu

Follow me!



@eric_mazur